

# TECHNICAL SPECIFICATION

## ATTIC LADDER LML

### I. APPLICATION

Folding attic ladders enable safe and easy access to non-inhabited spaces without the need for installing costly and space consuming staircases. Insulated metal model – **LML** for garages, inside houses, projects with insulation requirements.

### II. STRUCTURE

No.	Element	Description
1	Hatch	insulated, sandwich type, white thickness: 1 $\frac{3}{8}$ " thermal insulation thickness: 1 $\frac{1}{8}$ " No lock – unloading mechanism automatically presses the hatch to the box, opening with the use of a control rod
2	Frame	pinewood ladder box includes a steel frame, finishing linings slats and a quick installation system. height: 12 $\frac{3}{8}$ " seal: 1 pcs
3	Ladder	metal ladder width: 15 $\frac{1}{8}$ " distance between steps: 9 $\frac{3}{4}$ "
4	Steps	metal, equipped with anti-slip profile. steps width: 5 $\frac{1}{8}$ " length: 13 $\frac{3}{4}$ "
5	Standard Accessories	retractable stile ends red handrail with ladder unfolding mechanism control rod for opening the hatch white metal trim installation brackets

### III. DIMENSIONS

No.	Rough Opening	Room height
1	23,5" x 47"	9'2 $\frac{3}{4}$ "
2	27,5" x 51"	10"

### IV. TECHNICAL PARAMETERS

Maximum loading	350 lbs
Heat transfer coefficient	R-value: 5.2

### V. COMPATIBLE ACCESSORIES

Ladder Balustrade LXB-U	The balustrade is available in one standard size 30"x54" for all attic ladders.
Box extension LXN	The standard box height is 4". While ordering the LXN please provide ladder type and size.
Upper hatch LXW	The height of the upper hatch box is 7 $\frac{3}{4}$ ".



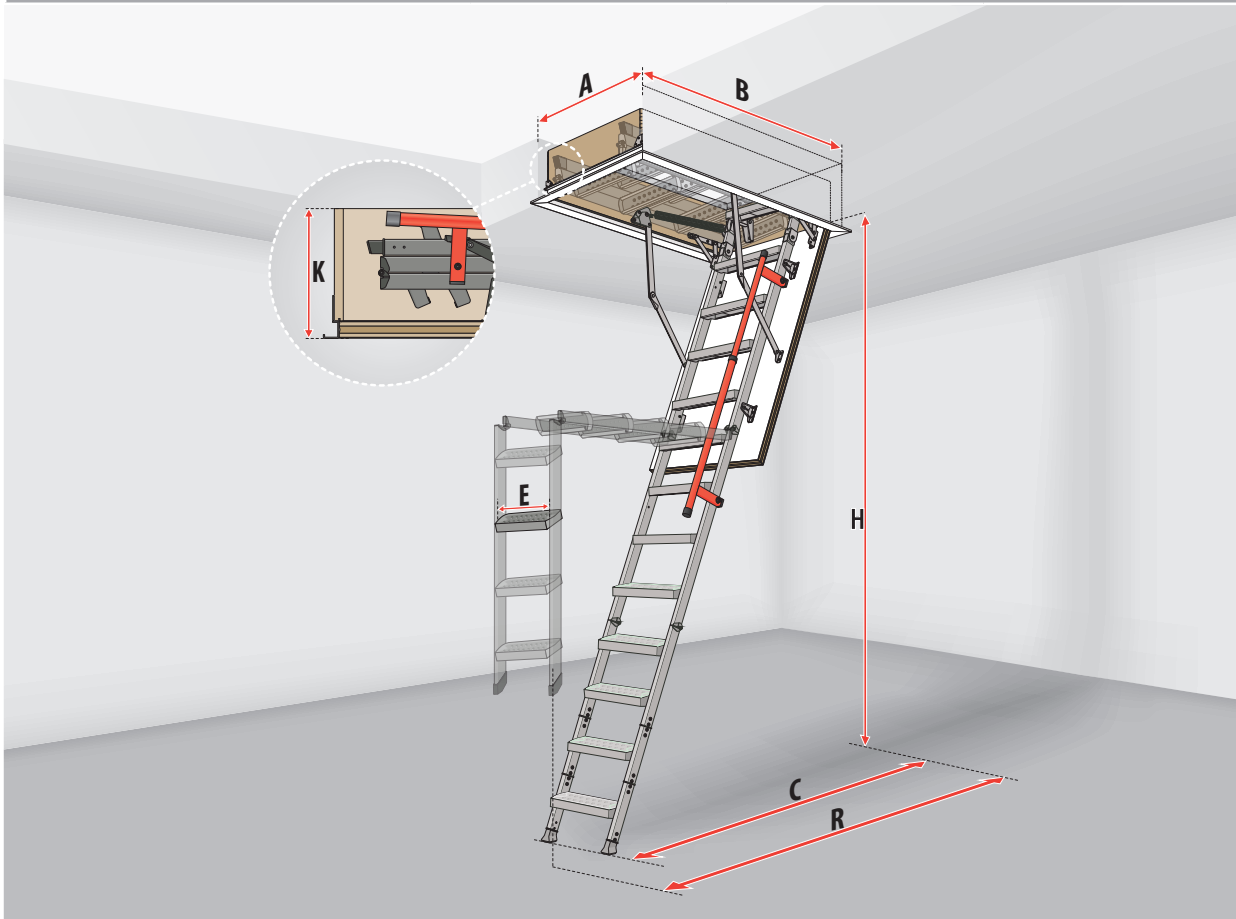
**5.2**  
R-value




## VI. ASSEMBLY INFORMATION

The **LML** Attic Ladder is delivered to the customer fully assembled and does not require any pre-installation work. Installation of the product must be carried out in accordance with the included fitting instructions.

**Pre-installation, installation and safety instruction:** <http://www.fakrousa.com/our-products/offer/-installation-instructions/>  
**Installation movies:** <http://www.fakrousa.com/our-products/offer/attic-ladders/>

## VII.DETAILED DIMENSIONS



				
<b>LML</b>		23 1/2 x 47	27 1/2 x 47	27 1/2 x 51
<b>Manufacturer's part number</b>		862401	862411	862453
Ceiling height	H	7' 3/4" - 9' 2 1/4"		8' 4 3/4" - 10'3"
Rough opening	AxB	23 1/2" x 47"	27 1/2" x 47"	27 1/2" x 51"
Outside frame dimensions		23" x 46 3/4"	27" x 46 3/4"	27" x 50 5/8"
Outside frame dimensions including trim		25 1/2" x 48 1/4"	28 1/2" x 48 1/4"	28 1/2" x 52 1/4"
Internal frame dimensions		21 5/8" x 44 7/8"	25 1/4" x 44 7/8"	25 1/4" x 48 7/8"
Projection	R	65 3/4"		70"
Landing space	C	47 1/4"		51 1/4"
Folded ladder height	K	12 1/2"		
Frame height		12 1/2"		
Approx. Weight (lbs)		119	121	128