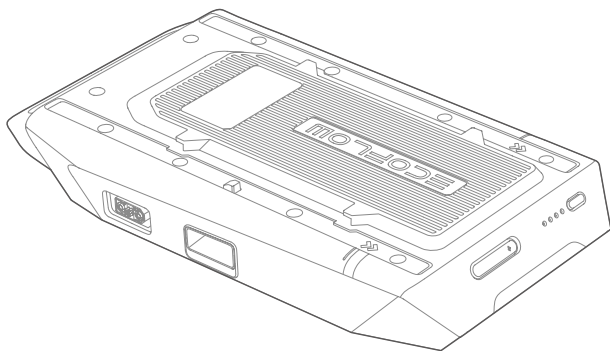




EcoFlow WAVE 2 Add-on Battery

User Manual V1.1



Disclaimer

Please read the product document and ensure that you understand it fully before using the product. After reading this document, keep it properly for future reference. Improper use of this product may cause serious injury to yourself or others, or cause product damage and property loss. Once you use this product, it is deemed that you understand, approve and accept all the terms and content in this document. EcoFlow is not liable for any loss caused by the user's failure to use the product in compliance with the Disclaimer and Safety Instructions.

In compliance with laws and regulations, EcoFlow reserves the right to final interpretation of this document and all documents related to the product. This document is subject to changes (updates, revisions, or termination) without prior notice. Please visit EcoFlow's official website to obtain the latest product information.

Contents

Specifications	1
Safety Instructions	2
Use	2
Disposal	3
What's in the Box	3
Product Details	4
Power On/Off	4
Charging Your Devices	5
Charging WAVE 2	5
Charging Other Devices	6
Charging the Add-on Battery	7
AC Charging (Household Outlet)	7
Solar Charging	7
Car Charging	8
Battery Pack Charging	8
Indicator Light and Troubleshooting	9
Care and Maintenance	9

Specifications

Input/Output Specifications	
Model	EFKT210-EB
Capacity	1159 Wh (50.4 V \approx 23 Ah)
USB-A Output	5/9/12 V \approx 2.4/2/1.5 A, 18 W max
USB-C Output	5/9/12/15/20 V \approx 5 A, 100 W max
XT150 Input Power	857 W max
XT150 Output Power	712 W max
Battery Life	2-8 hours
Battery Specifications	
Battery Cell Material	NCM ternary lithium battery
Cycle Life	80%+ capacity after 800 cycles
IP Rating	IP65
Operating Temperature	
Optimal Operating Temperature	20°C—45°C (68°F to 113°F)
Discharging Temperature	-20°C—50°C (-4°F to 122°F)
Charge Temperature	0°C—45°C (32°F to 113°F)
Storage Temperature	Ordinary temperature optimal: 20°C—30°C (68°F—86°F)
General Information	
Net Weight	Approximately 7.8 kg (17.2 lbs)
Dimensions (L \times W \times H)	515 \times 272 \times 92 mm (20.3 \times 10.7 \times 3.6 inch)

Safety Instructions

Use

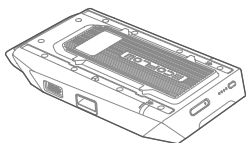
1. Do not use the product near a heat source, such as fire or a heater, and avoid direct exposure to sunlight.
2. Strictly comply with the recommended ambient temperature set in this user manual when using this product. If the temperature is too high, the battery may catch fire or explode. If the temperature is too low, the product may not work normally.
3. If the product catches fire, we recommend that you use fire extinguishers in the following order: water or water mist, sand, fire blanket, dry powder, and carbon dioxide.
4. If the product is wet inside or it falls into water by accident, immediately stop using the product, turn off the power supply, and place it in a safe open area. Stay away from the product until it is dry. Please take measures to prevent electric shock when touching it. Do not operate or discard the dry product without authorization. Please contact customer service to dispose of it properly.
5. If there is dirt in or on any outlets, clean it with a dry cloth.
6. Do not use this product in environments with strong static electricity or magnetic fields (such as thunderstorm).
7. Do not place the product where the air pressure is extremely low, as this may cause flammable liquids to leak or explode.
8. Do not pile heavy objects on the product.
9. Please store the product in a dry and ventilated space.
10. Please keep the product out of the reach of children and pets.
11. For long-term storage, please discharge and then charge the product every three months (discharge it to 0% first, and then charge it to 30%-50% for long-term storage). The product will not be covered by the warranty if it is not charged or discharged for more than 6 months.
12. Electromagnetic fields created by this product may affect the normal functioning of medical implants or personal medical devices, such as pacemakers, cochlear implants, hearing aids, defibrillators and so on. If you are using these medical devices, please consult the manufacturers about the restrictions on the use of relevant devices to ensure that a safe distance is maintained between this product and the implanted medical devices (such as pacemakers, cochlear implants, hearing aids, defibrillators and so on) during operation.
13. Do not disassemble the product in any way or pierce it with sharp objects.
14. Do not touch product outlets with wires or other metal objects. Please do not wear any metal jewelry when plugging/unplugging the power cord to avoid a short circuit.
15. During the operation or transportation of the product, please avoid external damage, like drops or impact. In case of a strong external impact, immediately stop using the product and turn off the power supply.
16. If the battery has severe swelling, please stop using it, and properly dispose of it according to the method in Article 2 of [Disposal].

17. If the case of the product falls off, the inside is exposed or other conditions arise, please stop using it. Contact the manufacturer, dealer or qualified electrical engineer for repair and replacement.
18. Do not use unofficial wiring or accessories since they will void your warranty. If they need to be replaced, please purchase them through the official EcoFlow distribution channels.

Disposal

1. Whenever possible, please completely discharge the battery before placing the product in the designated battery recycling bin. Batteries are hazardous chemicals and should not be disposed of in ordinary trash cans. For details, please follow local laws and regulations on battery recycling and disposal.
2. If the battery cannot be completely discharged due to product failure, please do not dispose of the battery directly in the battery recycling bin, and contact a professional battery recycling company for further processing.
3. If the battery will not start after over discharging, please dispose of it.

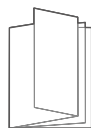
What's in the Box



WAVE 2 add-on battery

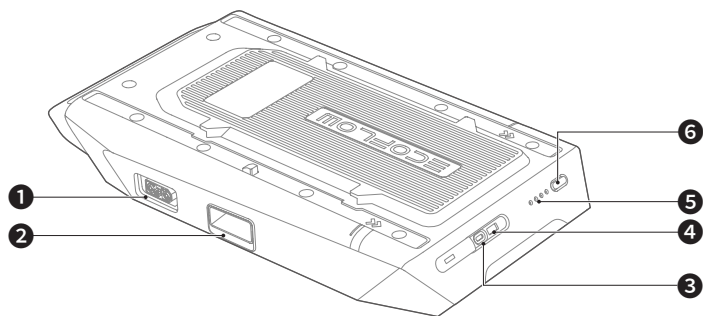


DC charging cable



User Manual &
Warranty Card

Product Details



1. Add-on battery socket
(XT150)

2. Unlock button

3. USB-C output port

4. USB-A output port

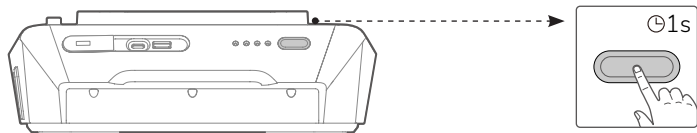
5. Indicator lights

6. Power button

Power On/Off

After the add-on battery is connected to WAVE 2, it will turn on automatically after WAVE 2 is turned on. If WAVE 2 is turned off and no operation is performed within 30 minutes (or the output power is less than 1W), the add-on battery will automatically turn off.

*When the add-on battery is connected to other output devices (such as charging a mobile phone through a USB port), it cannot be turned off via the power button. Please operate after removing the output device.

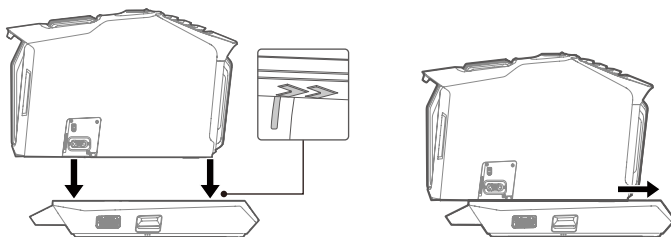


Long press to
power-on/off

Charging Your Devices

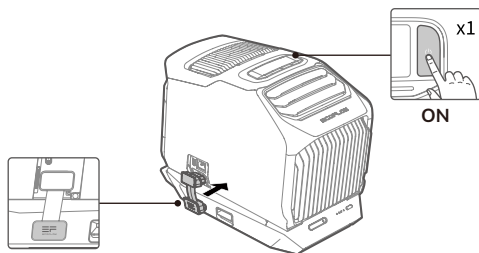
Charging WAVE 2

Installation



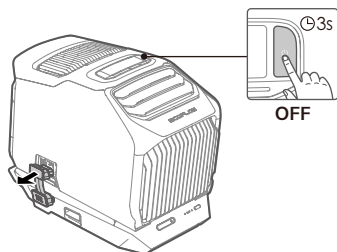
1. Align the connecting positions

2. Slide forward

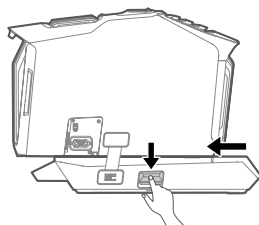


3. Connect the plug and turn the power on

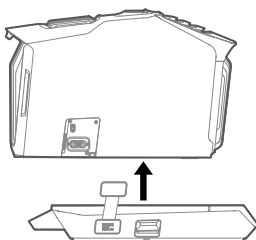
Disassembly



1. Power off and remove the plug



2. Press and hold the unlock button, and slide it backward



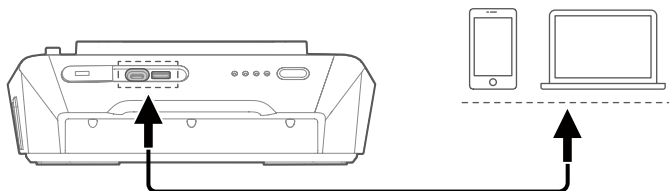
3. Remove WAVE 2



1. If WAVE 2 and the battery are to be moved, ensure that they are secured in position, and handle them as smoothly as possible to prevent them from falling.
2. Do not directly remove the cable to avoid damaging the battery cell.

Charging Other Devices

After the battery is started, the device can be charged through the USB port.

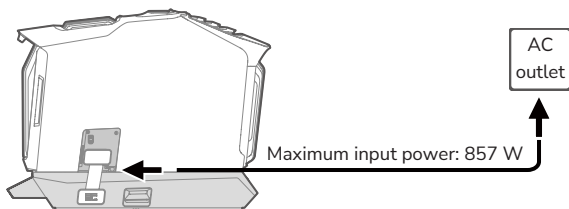


Charging the Add-on Battery

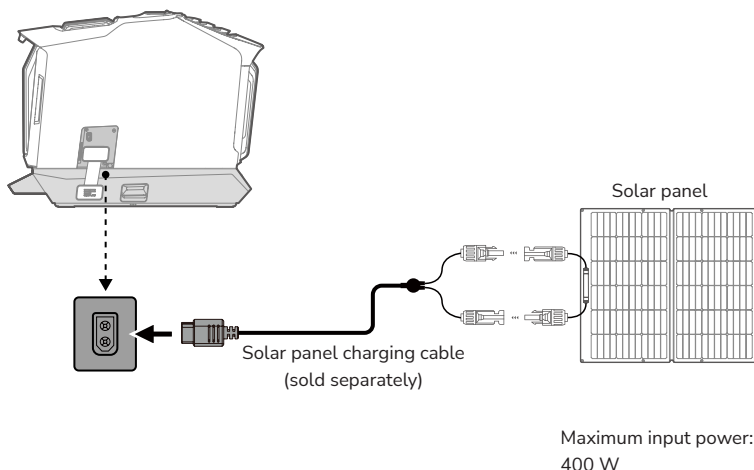
The add-on battery can be charged from AC outlets, portable power stations, car charging outlets, and solar panels.

Except for when charging with a portable power station, other charging methods can only be used after the add-on battery is connected to WAVE 2 to avoid product damage caused by a voltage mismatch. Refer to the WAVE 2 User Manual for more requirements.

AC Charging (Household Outlet)

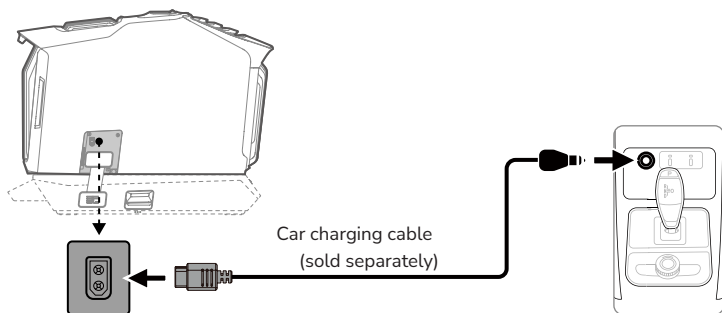


Solar Charging



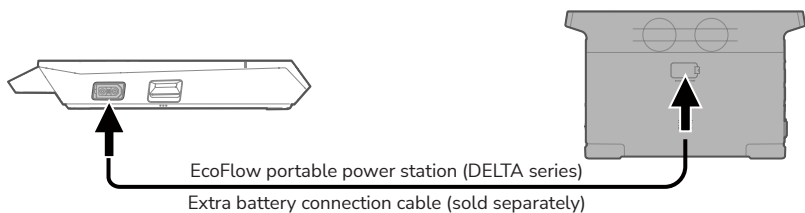
Turn off WAVE 2 when charging the add-on battery for improved charging efficiency.

Car Charging



Maximum input power: 200 W
Full charge time:

Battery Pack Charging



Indicator Light and Troubleshooting

○ Off

● Solid white

⦿ Flashing white

⦿ Flashing orange

Type	Indicator status	Indications
Power-on		LEDs 1-4 turn on in order
Power-off		LEDs 4-1 turn off in order
Discharging level		≤5%
		≤25%
		≤50%
		≤75%
		≤100%
Charging level		≤25%
		75% - 99%
		100%
Firmware update		LEDs 2-3 flash alternately
USB fault		Contact customer service for help.
The temperature is too high		Restart after the unit temperature drops.
The temperature is too low		Restart after the unit temperature rises.
Permanent fault		Contact customer service for help.

Care and Maintenance

1. Use or store this product within an ambient temperature range of 20°C-45°C (68°F-113°F), and keep away from water sources, heat sources, and metal objects.
2. For long-term storage, please recharge the product every three months (discharge it to 0% first, and then charge it to 30-50% for long-term storage). If the battery has been idle for a long time with low power, it will cause irreversible damage to the battery cells. The product will not be covered by the warranty if it is not charged or discharged for more than 6 months.
3. For safety, please do not store the product in ambient temperatures higher than 45°C (68°F) or lower than -10°C (14°F) for a long time.
4. If the product has been idle for too long and the power level is 0%, it will enter a deep sleep protection mode. Charge the product before using it again.



This marking indicates that this product should not be disposed of with other household waste within the EU. Recycle this product properly to prevent possible damage to the environment or a risk to human health via uncontrolled waste disposal and in order to promote the sustainable reuse of material resources. Please return your used product to an appropriate collection point or contact the retailer where you purchased this product. Your retailer will accept used products and return them to an environmentally-sound recycling facility.

Hereby, EcoFlow Europe s.r.o. Doubravice 110, 53353 Pardubice, Czech Republic, Czech Republic declares that the radio equipment type EcoFlow WAVE 2 Add-on Battery is in compliance with Directive 2014/53/EU. The full text of the EU declaration of conformity is available at the following Internet address:

eu: <http://www.ecoflow.com/eu/eu-compliance>

uk: <http://www.ecoflow.com/uk/eu-compliance>

de: <http://www.ecoflow.com/de/eu-compliance>

fr: <http://www.ecoflow.com/fr/eu-compliance>